



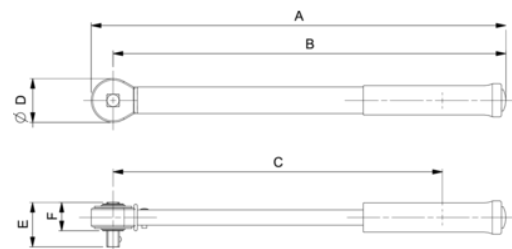
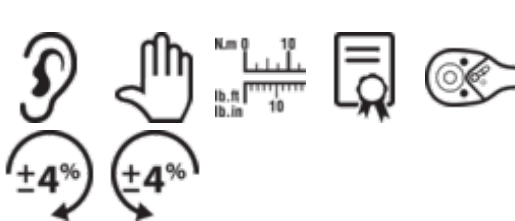
7455

Mechanical Adjustable Torque Click Wrench with Marked Scale and Fixed Ratchet Head



PRODUCT DETAILS

- Dual scales in N·m/ft.lb and N·m/in.lb (sizes 5-25 N·m)
- Range covering between 1 and 1,000 N·m /11 in.lb and 701 ft.lb torque values
- Can be used clockwise or anticlockwise
- Controlled torque application events to $\pm 4\%$ CW and ACW
- Clicking system triggers a tactile and audible signal
- Fixed ratchet heads with 24-36 teeth from $\frac{1}{4}$ to 1" square drives ($\frac{1}{4}$ " to $\frac{1}{2}$ " with quick release)
- All-metal rugged, durable wrench with sealed mechanism
- Anti-slip knurled metal handle resistant to impact, pressure and chemicals
- Sizes 5 to 340 N·m come in a semi-transparent tube with eurohole. Sizes above in plastic blow mould case
- All wrenches come with a factory declaration of conformity traceable to international standards
- ISO 6789
- Made in USA



Follow the Fish!



PRODUCT ATTRIBUTES

Product: **7455-5**

	1-5 Nm		11-42 lb-in		
	1/4 in		0,05 Nm		0,4 lb-in
		A	258 mm	B mm	245 mm
C mm	200 mm	D mm	27 mm	E mm	24 mm
F	16 mm		0.386 kg		

Product: **7455-15**

	3-15 Nm		31-128 lb-in		
	1/4 in		0,1 Nm		0,89 lb-in
		A	258 mm	B mm	245 mm
C mm	200 mm	D mm	27 mm	E mm	24 mm
F	16 mm		0.409 kg		

Product: **7455-20**

	4-20 Nm		40-173 lb-in		
	1/4 in		0,1 Nm		0,89 lb-in
		A	258 mm	B mm	245 mm
C mm	200 mm	D mm	27 mm	E mm	24 mm
F	19 mm		0.386 kg		

Product: **7455-25**

	5-25 Nm		49-217 lb-in		
	1/4 in		0,1 Nm		0,89 lb-in
		A	286 mm	B mm	273 mm
C mm	226 mm	D mm	27 mm	E mm	24 mm
F	16 mm		0.410 kg		

Product: **7455-60**

	10-60 Nm				9.2-42.4 lb-ft
	3/8 in		0,5 Nm		
	0,3 lb-ft	A	393 mm	B mm	376 mm
C mm	326 mm	D mm	34 mm	E mm	30 mm
F	20 mm		1.135 kg		

Product: **7455-100**

	20-100 Nm				16.6-71.9 lb-ft
	3/8 in		0,5 Nm		
	0,6 lb-ft	A	400 mm	B mm	383 mm
C mm	333 mm	D mm	34 mm	E mm	30 mm
F	20 mm		1.135 kg		

Follow the Fish!



Product: 7455-100A

	20-100 Nm				16.6-71.9 lb·ft
	1/2 in		0,5 Nm		
	0,65 lb·ft	A	414 mm	B mm	395 mm
C mm	345 mm	D mm	43 mm	E mm	41 mm
F	26 mm		1.290 kg		

Product: 7455-200

	40-200 Nm				37-140 lb·ft
	1/2 in		2 Nm		
	1,5 lb·ft	A	474 mm	B mm	455 mm
C mm	405 mm	D mm	43 mm	E mm	41 mm
F	26 mm		1.430 kg		

Product: 7455-300

	60-300 Nm				52-314 lb·ft
	1/2 in		2 Nm		
	1,5 lb·ft	A	483 mm	B mm	465 mm
C mm	415 mm	D mm	43 mm	E mm	41 mm
F	26 mm		1.440 kg		

Product: 7455-340

	60-340 Nm				52-243 lb·ft
	1/2 in		2 Nm		
	1,5 lb·ft	A	613 mm	B mm	595 mm
C mm	545 mm	D mm	43 mm	E mm	41 mm
F	26 mm		1.680 kg		

Product: 7455-500

	100-500 Nm				83-359.6 lb·ft
	3/4 in		5 Nm		
	1,8 lb·ft	A	870 mm	B mm	830 mm
C mm	780 mm	D mm	65 mm	E mm	53 mm
F	29 mm		4.370 kg		









Product: 7455-800

	150-800 Nm				129-572 lb·ft
	3/4 in		5 Nm		
	3,7 lb·ft	A	1047 mm	B mm	1015 mm
C mm	970 mm	D mm	65 mm	E mm	53 mm
F	29 mm		5.310 kg		

Follow the Fish!



Product: **7455-1000**

	200-1000 Nm				184-701 lb·ft
	1 in		10 Nm		
	7,4 lb·ft	A	1055 mm	B mm	1010 mm
C mm	970 mm	D mm	78 mm	E mm	68 mm
F	38 mm		6.350 kg		

Follow the Fish!

